

Refuelling the Saw

Many chainsaw operators have suffered injury while refuelling. Some tips on safe refuelling procedures:



Check fuel line, tank cap and connections for leaks



Clean spilled fuel from motor



Allow hot saw to cool two or three minutes before refuelling



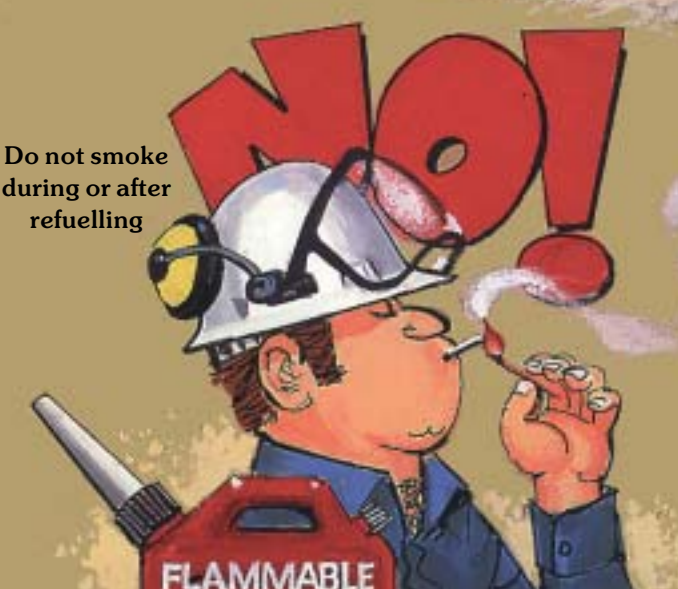
When refuelling, use the recommended gas and oil mixture



After refuelling, tighten the tank cap to prevent fuel spilling onto clothing



Store fuel in approved containers



Do not smoke during or after refuelling

Chainsaw Maintenance

Proper maintenance is essential for trouble-free, safe operation of chainsaws. Proper maintenance will also prolong the life of the machine and make the work process easier. Follow the manufacturer's written guidelines and instructions.



Chain Filing

A properly filed chain is necessary for smooth cutting. Follow the manufacturer's instructions and wear gloves when filing. Files should be fitted with handles to avoid possible puncture wounds from the tang.



First Aid

You are encouraged to enroll in a survival first aid course. Always carry a pressure dressing on your person and ensure that an industrial first aid kit is readily available where you are working.



Introduction

This pamphlet is for people who use chainsaws on an infrequent basis. It illustrates basic guidelines for the safe operation and maintenance of chainsaws and explains some simple cutting methods. More detailed information is available from the manufacturer.



Clothing and Protective Equipment

When operating a chainsaw, wear clothing that protects from scrapes and scratches and allows freedom of movement. A long-sleeved shirt together with comfortable, loose-fitting trousers and good quality boots that provide ankle support and have a non-slip sole are recommended. Safety headgear, hearing, eye, hand and leg protective devices are designed to afford operator protection and are available through safety supply houses or the dealer.



Hard Hat

Hearing Protection

Face Shield

Hand Protection

Leg Protection

Chainsaw Operations

Chainsaw Operations


Chainsaw operators are encouraged to receive training in the safe handling of saws and the use of proper cutting methods before attempting any cutting tasks. Some basic operating and cutting tips are illustrated.



Use safe methods of starting a saw



Use a proper grip while operating a saw



Note thumb position


Carry the saw with the bar to the rear



Avoid kickback situations



Keep both hands on the saw while it is cutting



Do not stand directly behind saw while cutting



Do not operate saw if it is backfiring



Ensure safe footing

Do not operate the saw above waist level